

FREIGHTLINER



Sprinter

Fuse Allocation Supplement



9065843002

Order no. 6462 7664 13 Part no. 906 584 30 02 Edition ÄJ 2013-1a


Symbols


WARNING





Warning notes make you aware dangers which could pose a threat to your health or life, or to the health and life of others.

Environmental note

Environmental notes provide you with information on environmentally aware actions or disposal.

 Notes on material damage alert you to dangers that could lead to damage to your vehicle.

 These symbols indicate useful instructions or further information that could be helpful to you.

-  This symbol designates an instruction you must follow.
-  Several consecutive symbols indicate an instruction with several steps.
-  (▷ page) This symbol tells you where you can find further information on a topic.
-  ▷▷ This symbol indicates a warning or an instruction that is continued on the next page.

Display This text indicates a message on the display and the rear view camera monitor.

Registered trademarks

ESP® is a registered trademark of Daimler AG.

Vehicle distributor

In the USA:

Mercedes-Benz
USA, LLC
One Mercedes Drive
Montvale, NJ
07645-0350
www.mbusa.com
www.mbsprinte-
rusa.com
Customer
Assistance Center:
1-877-762-8267

In Canada:

Mercedes-Benz
Canada, Inc.
98 Vanderhoof Ave-
nue
Toronto, ON M4G
4C9
www.mercedes-
benz.ca
Customer Relations
Department:
1-800-387-0100

Mercedes-Benz USA, LLC and Mercedes-Benz Canada Inc. are Daimler companies.

Canada only:

"Authorized Sprinter Dealer" is defined as an authorized Mercedes-Benz Sprinter Dealer.

Publication details

Internet

Further information about Mercedes-Benz vehicles and about Daimler AG can be found on the following websites:

www.mercedes-benz.com

www.daimler.com

Editorial office

You are welcome to forward any queries or suggestions you may have regarding this manual to the technical documentation team at the following address:

Daimler AG, HPC: CAC, Customer Service,
70546 Stuttgart, Germany

© Daimler AG: not to be reprinted, translated or otherwise reproduced, in whole or in part, without written permission.

Index 2

Fuses supplement 3

F

Fuses	3
Fuse box under the left front seat	7
Main fuse box	3

R

Relays	3
Main fuse box	7

V

Voltage supply	
Fuses	3

Fuses

General safety notes

WARNING

If you manipulate or bridge a faulty fuse or if you replace it with a fuse with a higher amperage, the electric cables could be overloaded. This could result in a fire. There is a risk of an accident and injury.

Always replace faulty fuses with the specified new fuses having the correct amperage.

Faulty fuses must be replaced with fuses of the same rating and which have the amperage specified in the following overview. Fuses of the same rating can be recognized by the color and amperage. You can obtain advice from a qualified specialist workshop.

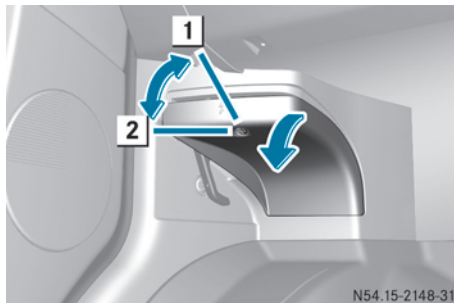
If a new fuse blows again, have the cause determined and rectified at a qualified specialist workshop.

The fuses and relays for the standard equipment are located in the main fuse box in the footwell on the left-hand side of the vehicle.



Additional fuses and relays for the items of optional equipment are located in the fuse box under the left front seat and in its seat base. Always have the fuses in the seat base replaced at a qualified specialist workshop.

- Switch off the ignition and the electrical consumers before changing a fuse.

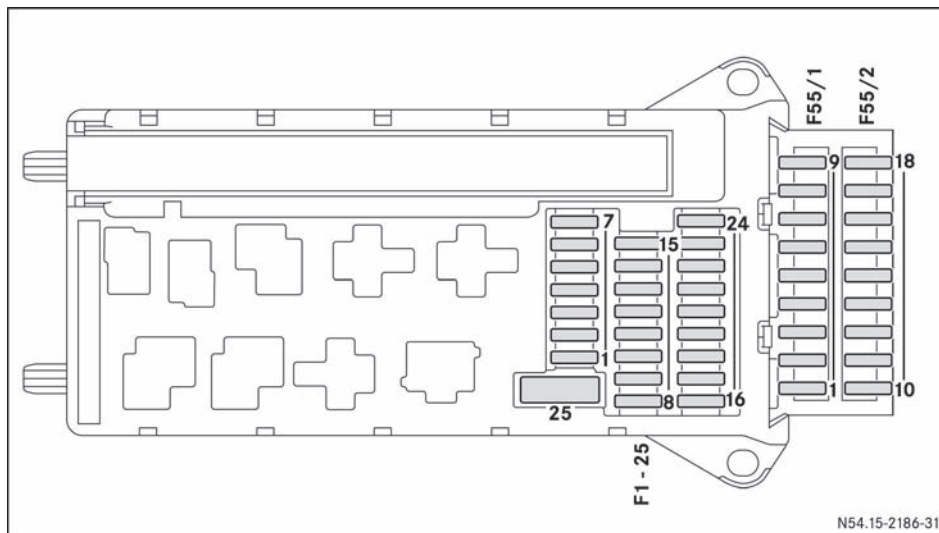
Main fuse box



Fuse box in the footwell on the left-hand side of the vehicle.

- **To open:** unlock quick-release fastener  and remove the cover.
- **To close:** attach the bottom edge of the cover and fold upwards. The cover must engage.
- Lock quick-release fastener .

Configuration



Fuses

The F87 fuse (30 A) for the DC/DC converter is under the SRB fuse and relay module in the main fuse box. Have this fuse changed at a qualified specialist workshop only.

SRB fuse and relay module

No.	Consumer	Fuse rating
1	Horn	15 A
2	ESTL (electric steering lock) ignition lock	25 A
3	Terminal 30 Z, vehicles with a gasoline engine/ignition lock/instrument cluster	10 A
4	Light switch/switch unit on center console	5 A
5	Windshield wipers	30 A
6	Terminal 87/5	10 A
7	MRM (jacket tube module)	5 A

No.	Consumer	Fuse rating
8	Terminal 87 (2)	20 A
9	Terminal 87 (1)	25 A
10	Terminal 87 (4)	10 A
11	Terminal 15 R vehicle	15 A
12	Air bag control unit	10 A
13	Cigarette lighter/glove box lamp/radio/body manufacturer loading tailgate/personal navigation device (PND) power socket	15 A
14	Diagnostics connection/light switch/instrument cluster/deactivating reverse warning device/anti-theft protection with vehicle tracking	5 A

No.	Consumer	Fuse rating
15	Headlamp range control/front-compartment heating	5 A
16	Terminal 87 (3)	10 A
17	Air bag control unit	10 A
18	Terminal 15 vehicle/brake light switch	7.5 A
19	Interior lighting	7.5 A
20	Co-driver's door power window switch/terminal 30/2 SAM (signal acquisition and actuation module)	25 A
21	Engine control unit	5 A
22	Brake system (ABS)	5 A
23	Terminal 87 (6), starter	10 A
24	Diesel engine, engine components/control unit, vehicles with a natural gas engine NGT ¹	10 A
25	12 V socket in the center console	25 A

Fuse block F55/1

No.	Consumer	Fuse rating
1	Driver's door control unit	25 A
2	Diagnostics connection	10 A
3	Brake system (valves)	25 A
4	Brake system (delivery pump)	40 A
5	Terminal 87 (2a), engine	10 A
6	Terminal 87 (1a), engine	10 A

No.	Consumer	Fuse rating
7	Headlamp cleaning system	30 A
8	Anti-theft alarm system (ATA)/beacon/beacon with siren	15 A
9	Additional turn signal module	10 A

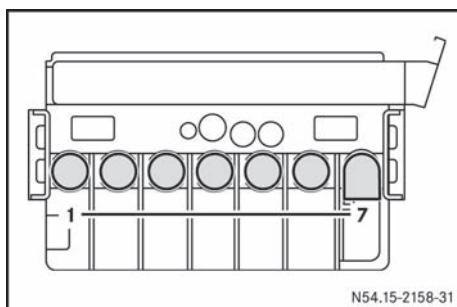
Fuse block F55/2

No.	Consumer	Fuse rating
10	Radio Radio NTG 2.5	15 A 20 A
11	Mobile phone/tachograph/additional recorder	7.5 A
12	Blower, front/auxiliary heating blower setting 1	30 A
13	Auxiliary heating system digital timer, radio receiver/DIN slot basic wiring/FleetBoard/anti-theft protection with vehicle tracking	7.5 A
14	Seat heating	30 A
15	Brake system control unit	5 A
16	Heating, rear compartment heating/air conditioning, front/CD changer	10 A
17	Motion detector	7.5 A

¹ Natural Gas Technology.

No.	Consumer	Fuse rating
	Passenger-compartment illumination (reading lamps or LED light strip)	7.5 A
	Convenience lighting	10 A
	Reading and load-compartment lights (courier vehicles)	10 A
18	Rear-compartment air-conditioning system	7.5 A

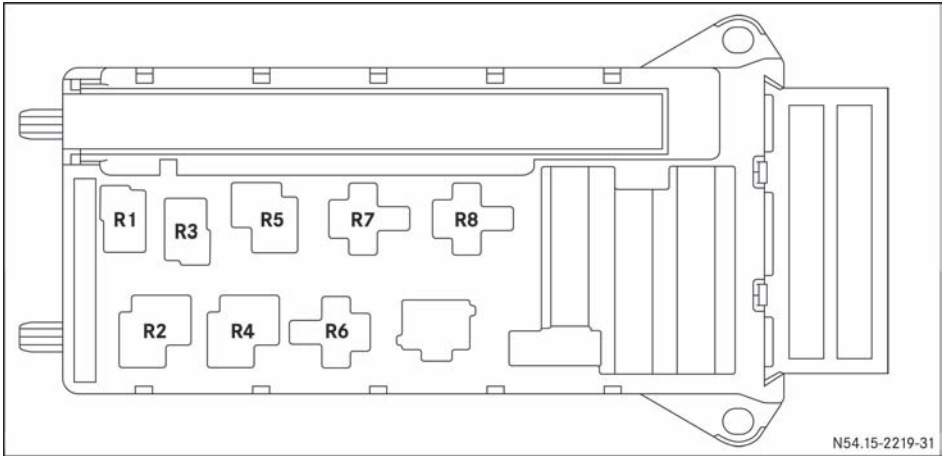
No.	Consumer	Fuse rating
5	Terminal 30 pre-fuse boxes, SAM (signal acquisition and actuation module)/SRB (fuse and relay module)	150 A
6	Connection point on the base of the seat	Bridge
7	Passenger compartment air-conditioning system	80 A
	PTC heater booster	150 A



Pre-fuse box in the battery compartment in the footwell on the left-hand side of the vehicle F59

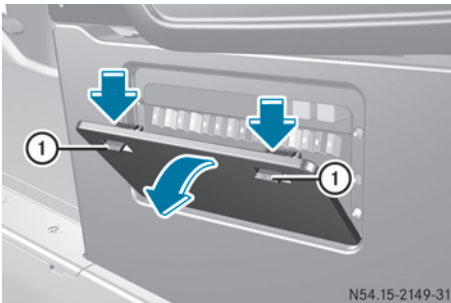
No.	Consumer	Fuse rating
1	Preglow relay	80 A
	Secondary air pump	40 A
2	Air-conditioning system cooling fan, cab	60 A
	Cab	40 A
3	SAM (signal acquisition and actuation module)/SRB (fuse and relay module)	80 A
4	Auxiliary battery/retarder	150 A
	Rear-compartment air-conditioning system	80 A

Relays in the main fuse box



No.	Relays	Description
R1	K40/9	Horn relay
R2	K40/9	Windshield wiper setting 1/2 relay
R3	K40/9	Starter relay, terminal 15
R4	K40/9	Windshield wipers on/off relay
R5	K40/9	Starter relay, terminal 50
R6	K40/9	Relay, terminal 15 R (normally open contact)
R7	K40/9	Engine control unit relay, terminal 87
R8	K40/9	Relay, terminal 15 (reinforced relay)

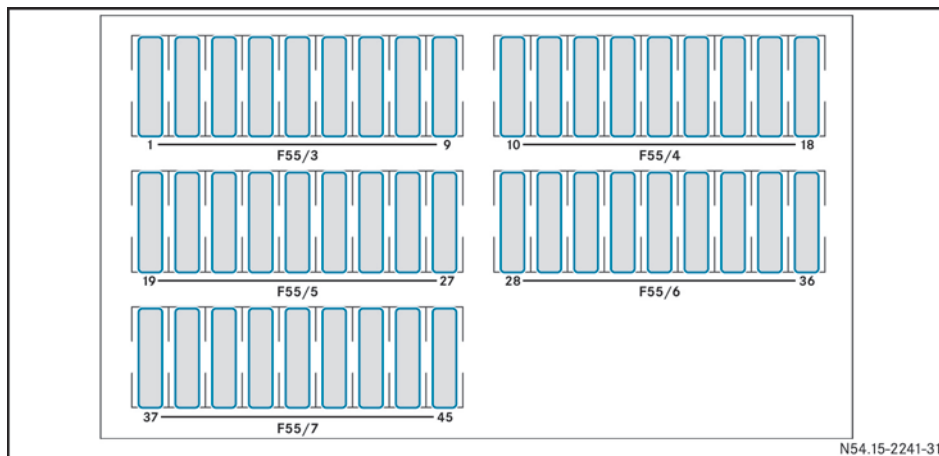
Fuse box under the left front seat



- ▶ **To open:** move the front seat to the highest position.
- ▶ Press both latching springs ① down and remove the cover.
- ▶ **To close:** attach the bottom edge of the cover and fold upwards. The cover must engage.

Fuse box on the outside of the seat base

Configuration



Fuses

Fuse block F55/3

No.	Consumer	Fuse rating
1	Mirror setting/rear window defroster	5 A
2	Rear window wiper	30 A
3	Auxiliary heating, digital timer/rear view camera/neutral gate switch, starting-off aid and all-wheel drive/engine run-on/DIN slot basic wiring (roof)/FleetBoard/anti-theft protection with vehicle tracking/emergency hammer lighting in passenger compartment	5 A
4	Tachograph/ADR working speed governor/power take-off/AAG (trailer control unit)	7.5 A

No.	Consumer	Fuse rating
5	ECO Start/control unit EGS (electronic gearbox control)	5 A 10 A
6	All-wheel drive control unit	5 A
7	ESM (electronic selector module)	10 A
8	Loading tailgate/tipper vehicle	10 A
9	Passenger-compartment air conditioning, compressor clutch	7.5 A

Fuse block F55/4

No.	Consumer	Fuse rating
10	Terminal 30, body/ equipment manufacturer	25 A
11	Terminal 15, body/ equipment manufacturer	15 A
12	D+, body/equipment manufacturer	10 A
13	Fuel pump (FSCM) Fuel pump relay	20 A 15 A
14	Trailer power socket	20 A
15	Trailer recognition unit	25 A
16	Tire pressure monitor/ PARKTRONIC	7.5 A
17	PSM control unit	25 A
18	PSM control unit	25 A

Fuse block F55/5

No.	Consumer	Fuse rating
19	Overhead control panel without ATA and without rain sensor	5 A
	Overhead control panel with ATA	25 A
	Overhead control panel with rain sensor	25 A
20	License plate lamp (courier vehicles)/ perimeter lamp/ entrance lighting (bus)	7.5 A

No.	Consumer	Fuse rating
21	Terminal 30, body electrics (courier vehicles)	15 A
	Rear window defroster without ATA	30 A
	Rear window defroster with ATA	15 A
22	Electrical step, co- driver's door (bus)	10 A
	Rear window defroster 2	15 A
	Vehicle socket (courier vehicles)	20 A
23	Electric system: non-MB body 12 V left rear socket, load/passenger compartment	10 A 15 A
24	12 V socket under the base of driver's seat	15 A
25	12 V socket rear right, cargo compartment/ passenger compartment	15 A
26	Hot-water auxiliary heating	25 A
27	Auxiliary warm-air heater Heater booster system	20 A 25 A

Fuse block F55/6

No.	Consumer	Fuse rating
28	Starter auxiliary battery/ starter relay power supply	25 A
29	Terminal 87 (7), gas system, vehicles with a natural gas engine (NGT) ¹	7.5 A
	SCR ² control unit, vehicles with exhaust gas aftertreatment	10 A
	Terminal 30, all-wheel drive, control unit	30 A
30	Auxiliary heat exchanger fan	15 A
	Brake booster	30 A
31	Sliding door closing assistance, left	15 A
	Electric sliding door, left	30 A
	Rear compartment heating blower	30 A
32	SCR ² relay supply, vehicles with exhaust gas aftertreatment	5 A
	KEYLESS ENTRY	10 A
33	Sliding door closing assistance, right	15 A
	Electric sliding door, right	30 A
	Level control (ENR) control unit	30 A
	Compressor air suspension	30 A

No.	Consumer	Fuse rating
34	SCR ² heater 3 DEF supply reservoir, vehicles with exhaust gas aftertreatment	15 A
35	SCR ² heater 2 hose, vehicles with exhaust gas aftertreatment	15 A
36	SCR ² heater 1 delivery pump, vehicles with exhaust gas aftertreatment	10 A

Fuse block F55/7

No.	Consumer	Fuse rating
37	Unassigned	—
38	Unassigned	—
39	Body electrics (courier vehicles)	7.5 A
	Passenger compartment air-conditioning system	7.5 A
	Roof ventilator	15 A
	Siren	15 A
40	Unassigned	—
41	Unassigned	—
42	Rear-compartment air-conditioning system	30 A
43	Electrical step, sliding door, right	10 A
44	Electrical step, sliding door, left	10 A
45	Electrical step, control system	5 A

¹ Natural Gas Technology.

² Selective Catalytic Reduction.

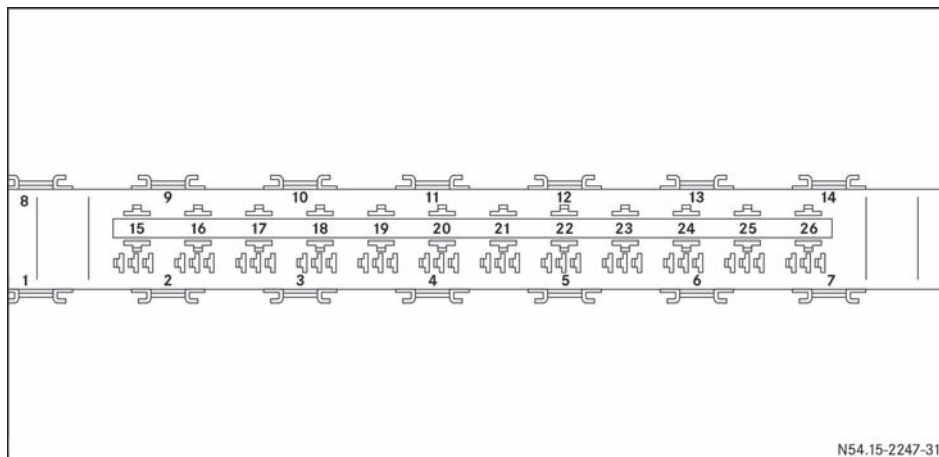
Fuses in the seat base of the left front seat

There are additional fuses in the seat base, for example:

- for the passenger compartment or rear compartment air conditioning
- for the windshield heating
- for other vehicle assemblies, such as the power-steering pump, auxiliary battery and PTC heater
- from the body manufacturers for retarders, loading tailgates, hydraulic pump and tippers

Always have the fuses in the seat base replaced at a qualified specialist workshop.

Relays in the seat base of the left front seat



No.	Relays	Description
R1	Unassigned	—
R2	K41	Load relief relay, terminal 15
R3	K41/5	Starter relay, terminal 15
R4	K64 K110	Secondary air injection/secondary air pump relay SCR relay ² , vehicles with exhaust gas aftertreatment
R5	K27	Fuel pump relay
R6	K23/1	Blower relay, front, blower setting 1
R7	K41/2	Load relief relay, terminal 15 R
R8	K6/1	Starter relay, additional battery
R9	K13/5	Rear window defroster relay 1
R10	K13/6 K51/15	Rear window defroster relay 2 Snow plow relay, low-beam headlamps, left
R11	K117/3 K51/16	Electrical step relay 1, sliding door, left Snow plow relay, low-beam headlamps, right
R12	K117/4 K51/17	Electrical step relay 2, sliding door, left Snow plow relay, high-beam headlamps, left
R13	K41/3 K51/18	Load relief relay, terminal 15 (2) Snow plow relay, high-beam headlamps, right

² Selective Catalytic Reduction.

No.	Relays	Description
R14	K13/7	Windshield heating relay 1
R15	K88	Body manufacturer relay, terminal 15
R16	K88/1	Body manufacturer relay, terminal 61 (D+)
R17	K95 K93 K122	Loading tailgate relay Comfort illumination relay LED light strip relay, passenger compartment lighting
R18	K2	Headlamp cleaning system relay
R19	K51/10 K118	Beacon with siren relay Entrance lighting relay (bus)
R20	K39/3	ATA (anti-theft alarm system) relay, horn
R21	K108 K116 K23/2	Perimeter lamp relay License plate lamp relay (courier vehicles) Blower relay, hot-air auxiliary heating, blower setting 1
R22	K23/3	Blower relay, hot-air auxiliary heating, blower setting 2
R23	K39/1 K124/1	Siren relay Terminal 61 (D+) relay, anti-theft protection with vehicle tracking
R24	K117/1	Electrical step relay 1, sliding door, right/co-driver's door (bus)
R25	K117/2	Electrical step relay 2, sliding door, right/co-driver's door (bus)
R26	K121 K124	Reverse warning device off relay Anti-theft protection with vehicle tracking relay

Other relays

No.	Relays	Description
—	K57	Battery cutoff relay
—	K57/4	Auxiliary battery relay, right-hand-drive vehicle
—	K9	Air-conditioning system relay, auxiliary fan (duo)

No.	Relays	Description
–	K9/2	Air-conditioning system relay, auxiliary fan (mono)
–	K9/5	Passenger-compartment air conditioning relay, auxiliary fan

